

How FSU Stacks Up To Its Peers: National Views of FSU



THE FLORIDA STATE UNIVERSITY



Four Recent National Reports

- National Center for Education Statistics, Integrated Postsecondary Education Data Set (IPEDS) Data Feedback Report, 2009
- National Survey of Student Engagement (NSSE), 2008
- Collegiate Learning Assessment Institutional (CLA) Report, 2006-2008
- Oklahoma State University Graduate Assistant Survey, 2008



The Reports Compare FSU to Other Universities

- IPEDS
 - 61 Public Research Universities
- NSSE
 - Southern University Group – 31 Public Research Universities
 - Public Universities in the Same Carnegie Classification – 23 Public Research Universities
 - Comparable Public Research Universities – 69 Public Research Universities
- CLA
 - Universities (n=189) participating in the testing program – normed to students entering with similar SAT scores
- OSU
 - Universities participating in the survey – 58 Research Univ.



Universities in IPEDS Comparison Group

Arizona State
Colorado State
Georgia Institute of Technology
Indiana University
Kansas State University
Louisiana State university
Michigan State
Montana State
North Carolina State
Ohio State
Oregon State
Pennsylvania State
Purdue
Rutgers
Stony Brook University
SUNY at Albany
Texas A&M
The University of Tennessee
The University of Texas at Austin
University of Buffalo
University of Alabama - Birmingham
University of Arizona

University of California - Berkeley
UC - Davis
UC Irvine
UCLA
UC - Riverside
UC - San Diego
UC - Santa Barbara
UC - Santa Cruz
University of Cincinnati
University of Colorado - Boulder
University of Connecticut
University of Delaware
University of Georgia
University of Hawaii - Manoa
University of Illinois - Chicago
University of Illinois - Urbana
University of Maryland - College Park
University of Massachusetts - Amherst
University of Michigan - Ann Arbor
University of Minnesota - Twin Cities
University of Nebraska - Lincoln
University of North Carolina - Chapel Hill

University of Florida
University of Iowa
University of Kansas
University of Kentucky
University of Missouri
University of New Mexico
University of Pittsburgh
University of South Carolina
University of South Florida
University of Utah
University of Virginia
University of Washington
University of Wisconsin
Virginia Polytechnic Institute
Washington State
Wayne State



FSU is One of the 20 Largest Public Universities in the United States

Rank	University	Size (in 1000s)
1	Ohio State University	52
2	Arizona State University - Tempe	
3	University of Florida	
4	University of Minnesota - Twin Cities	
5	University of Texas - Austin	
6	University of Central Florida	
7	Michigan State University	
8	Texas A&M	
9	University of South Florida	
10	Pennsylvania State University	
11	University of Illinois - Champaign	
12	University of Wisconsin - Madison	
13	New York University	
14	Purdue University	
15	University of Michigan	
16	Florida State University	
17	University of Washington - Seattle	
18	Indiana University - Bloomington	
19	Florida International University	
20	University of Arizona	37

source: Digest of Education Statistics, 2008, Table 236




FSU is much younger than our peers

A History of Change ... And Progress



WESTERN SEMINARY OF FLORIDA—TALLAHASSEE.

College Hall

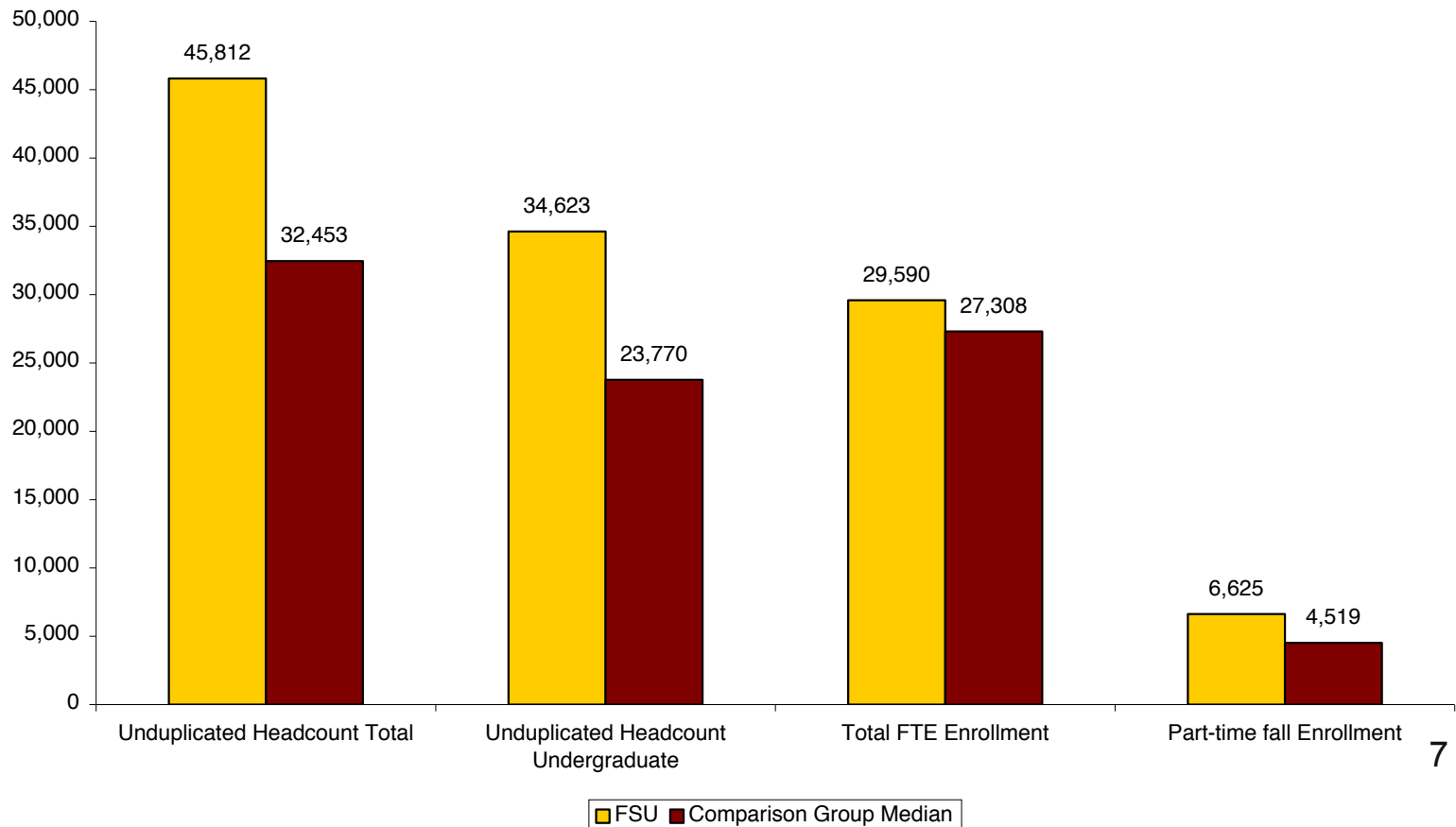


- | | | |
|---------|---|---|
| 1851 | — | Legislature enacted |
| 1854 | — | Florida Institute (“boys school”) |
| 1857 | — | Seminary West of the Suwannee (coed) |
| 1861-65 | — | Florida Collegiate and Military Institute |
| 1865 | — | Seminary West of the Suwannee |
| 1901 | — | Florida State College |
| 1905 | — | Florida Female College (“girls school”) |
| 1909 | — | Florida State College for Women
<i>note: motto and seal are introduced</i> |
| 1947 | — | Florida State University (coed)
<i>note: Seminole becomes the mascot</i> |
| 1952 | — | First Ph.D. awarded in Chemistry |



FSU is Larger Than Most of Its Comparable or Aspirational Peers

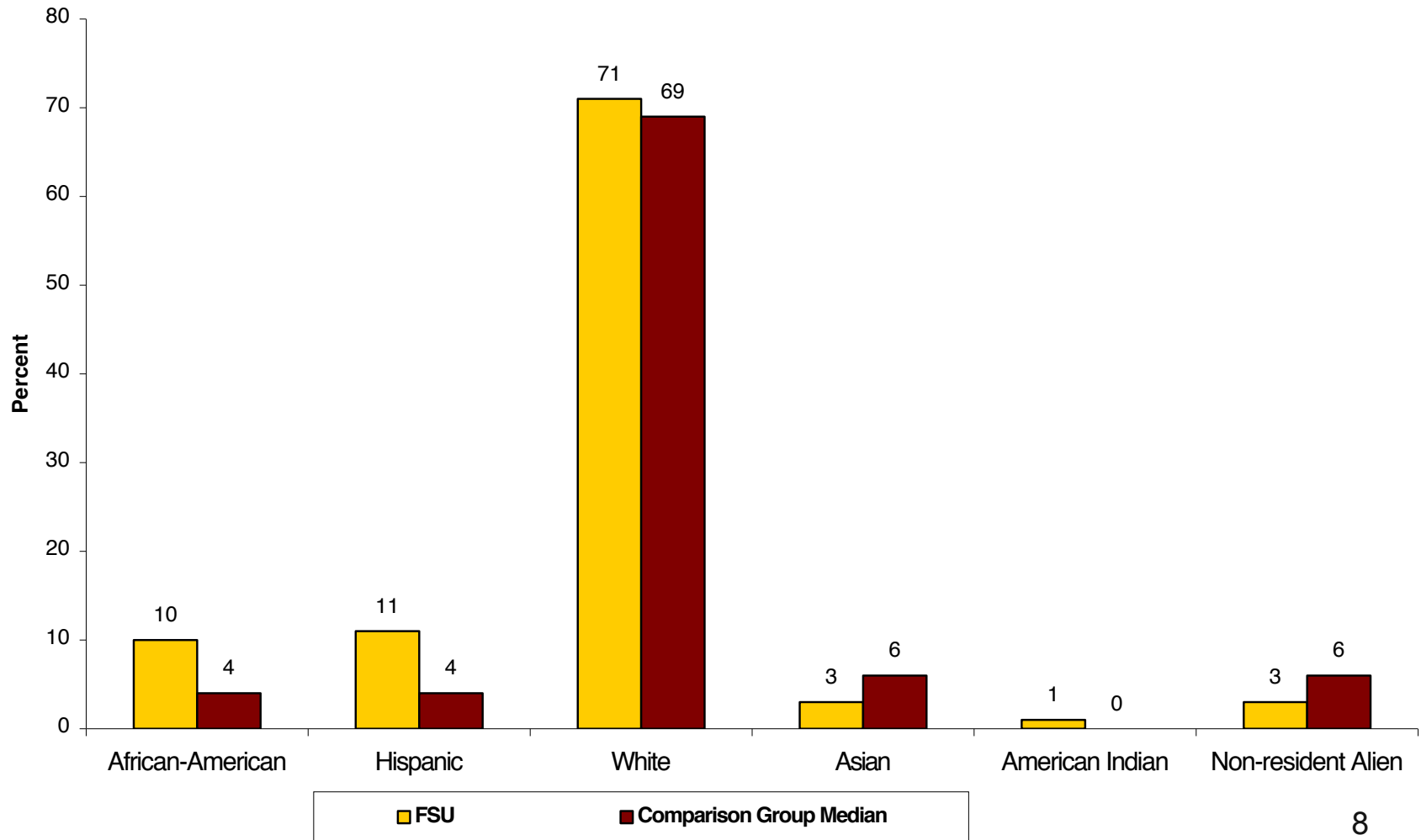
Enrollment: Unduplicated Headcount, FTE and Part-time fall, 2007-2008





FSU is Also More Diverse

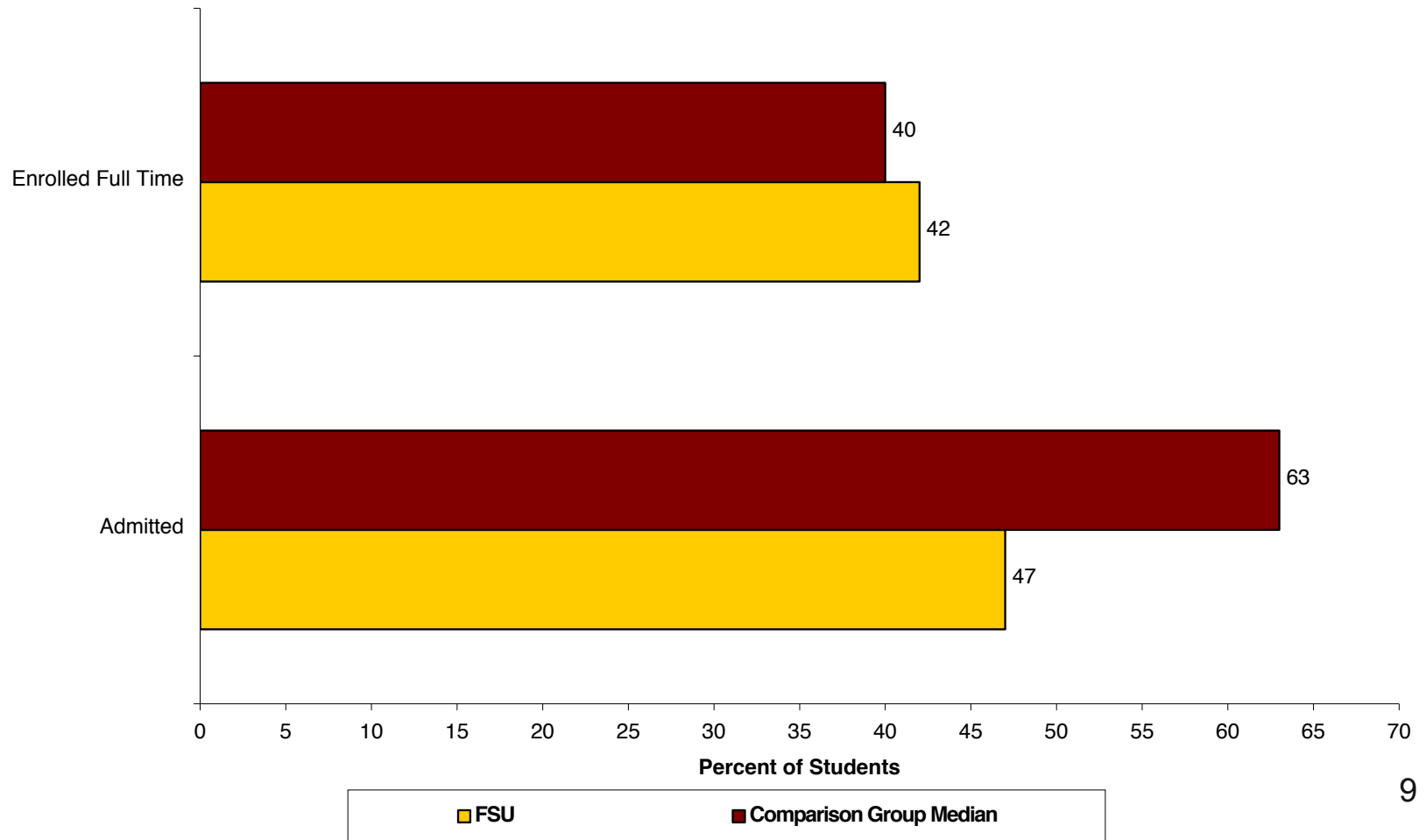
Percent of All Students Enrolled by Race/Ethnicity, Fall 2008





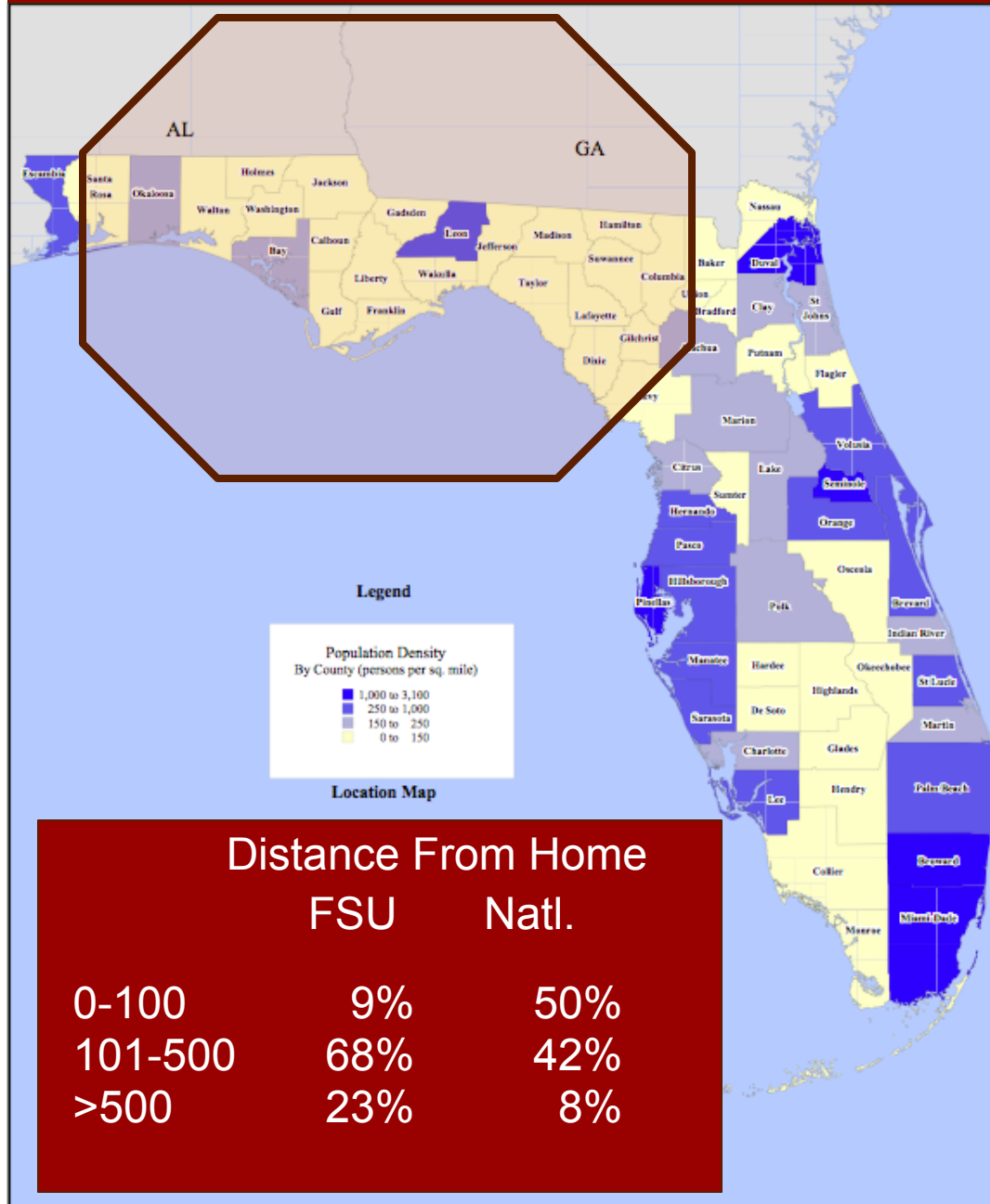
FSU Attracts Undergraduates

Percent of Applicants Admitted and Enrolled





OUR STUDENTS TRAVEL GREAT DISTANCES TO ATTEND OUR UNIVERSITY







Our students arrive very well prepared

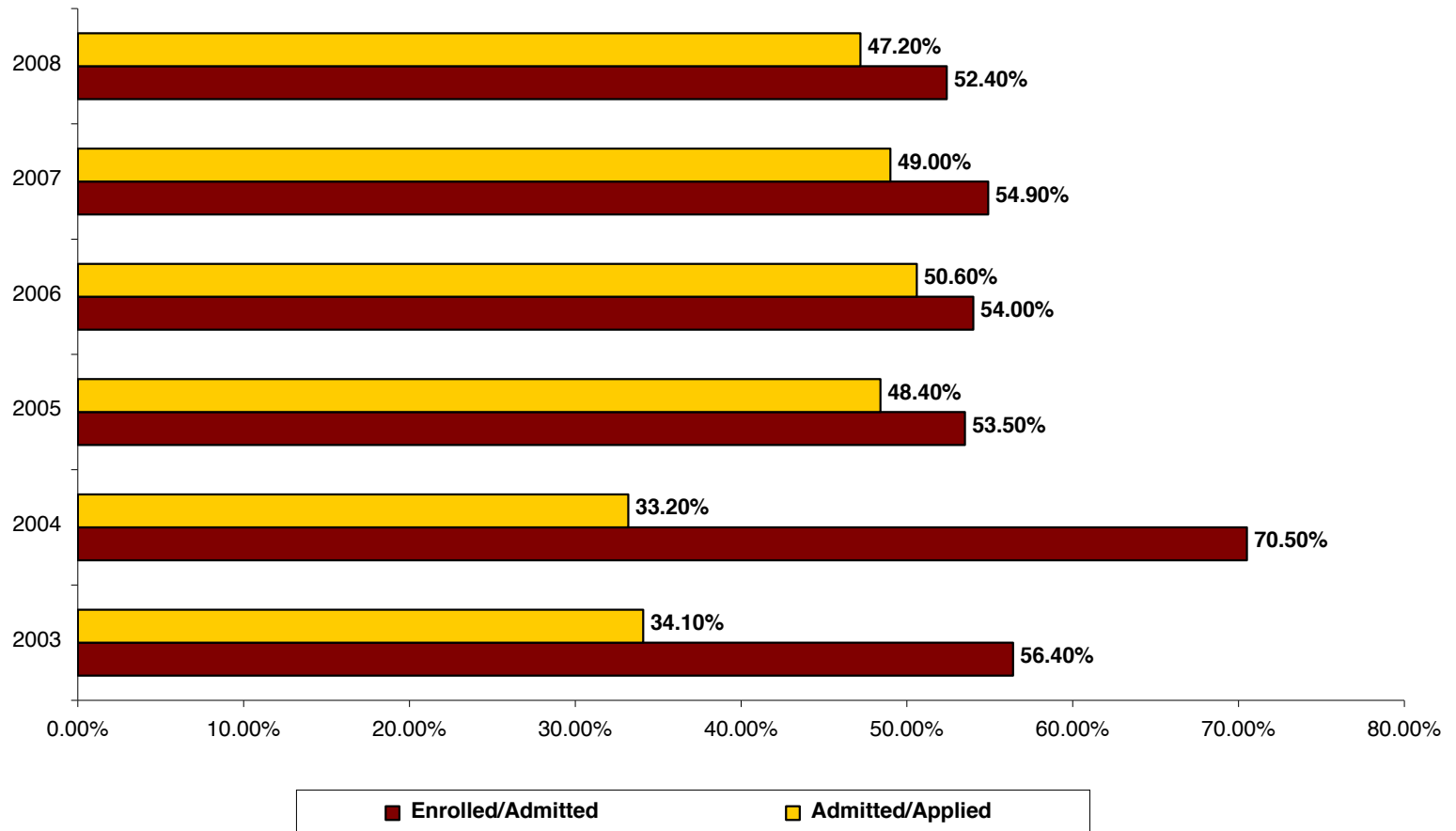
- Our First-Time-In-College Students Arrive With Excellent Academic Credentials
- They Take Far More Than The Required Academic Courses in High School and Earn High Marks

Courses Required	FSU Students	National Average
18	25.5	18



We receive a large number of applications for graduate study

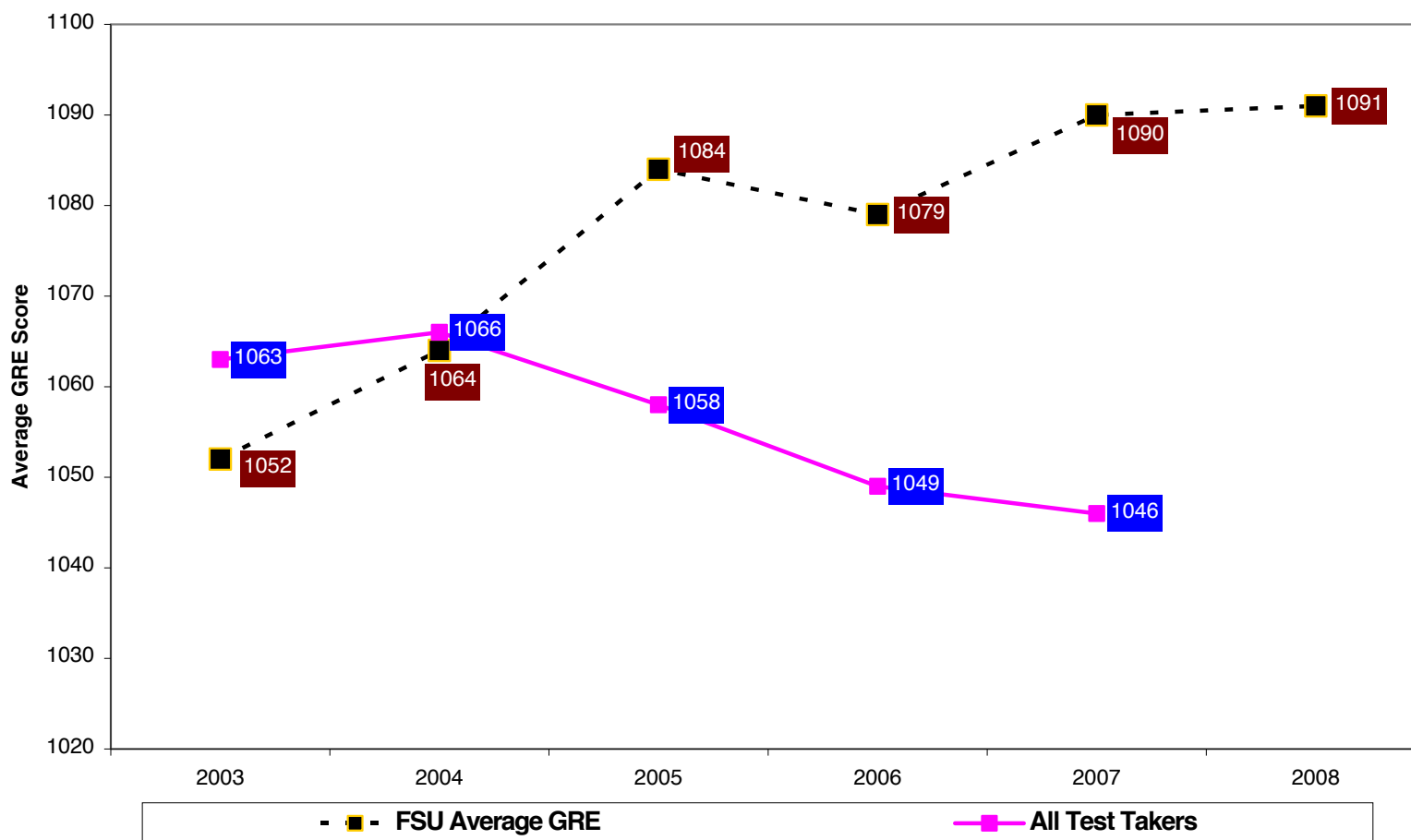
Graduate Student Applications, Admitted, & Enrolled, by Year





Graduate Student Quality

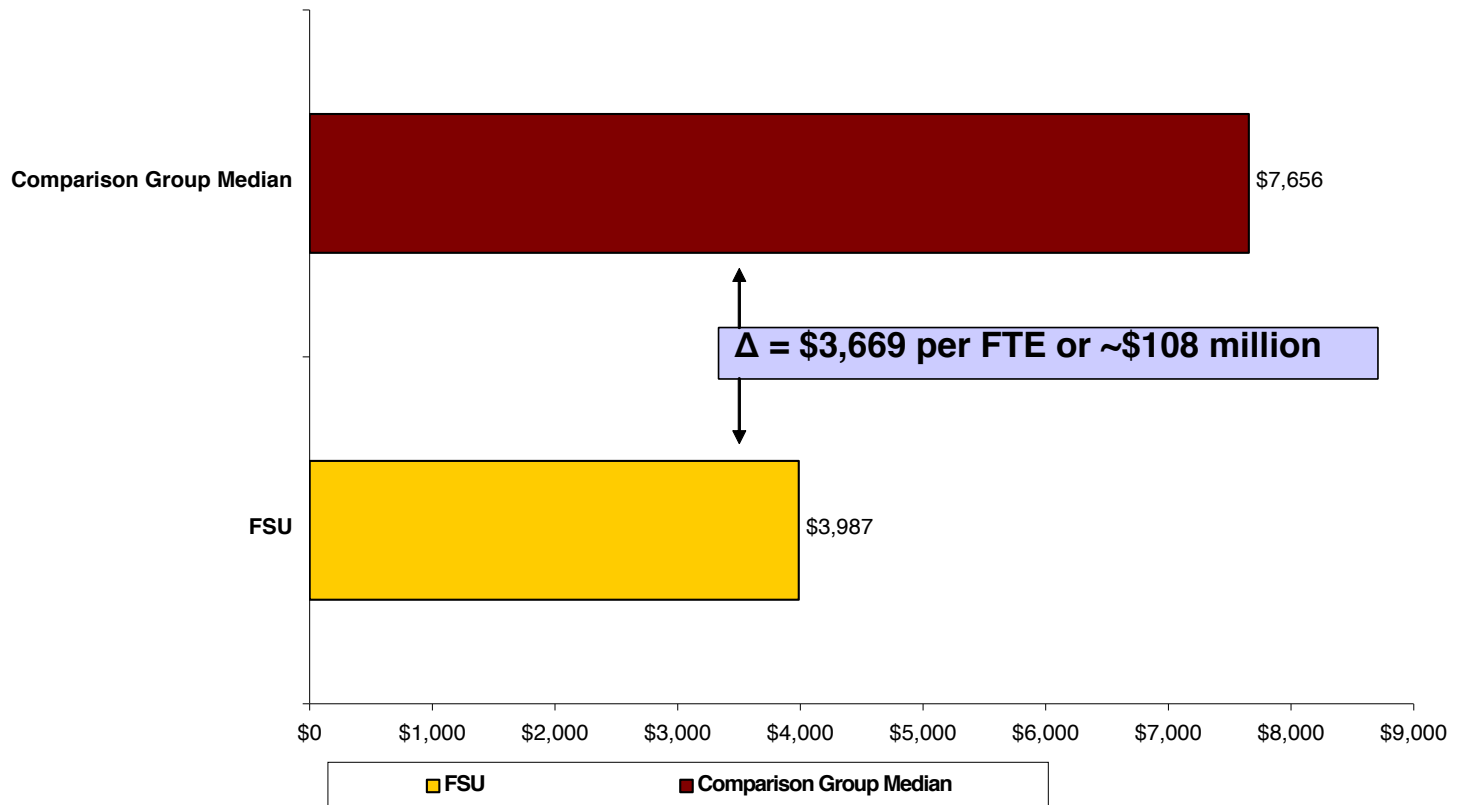
Average GRE (Quantitative and Verbal) All Test Takers and FSU Enrolled Graduate Students, by Year





In-State Undergraduate Tuition and Fees Are Low

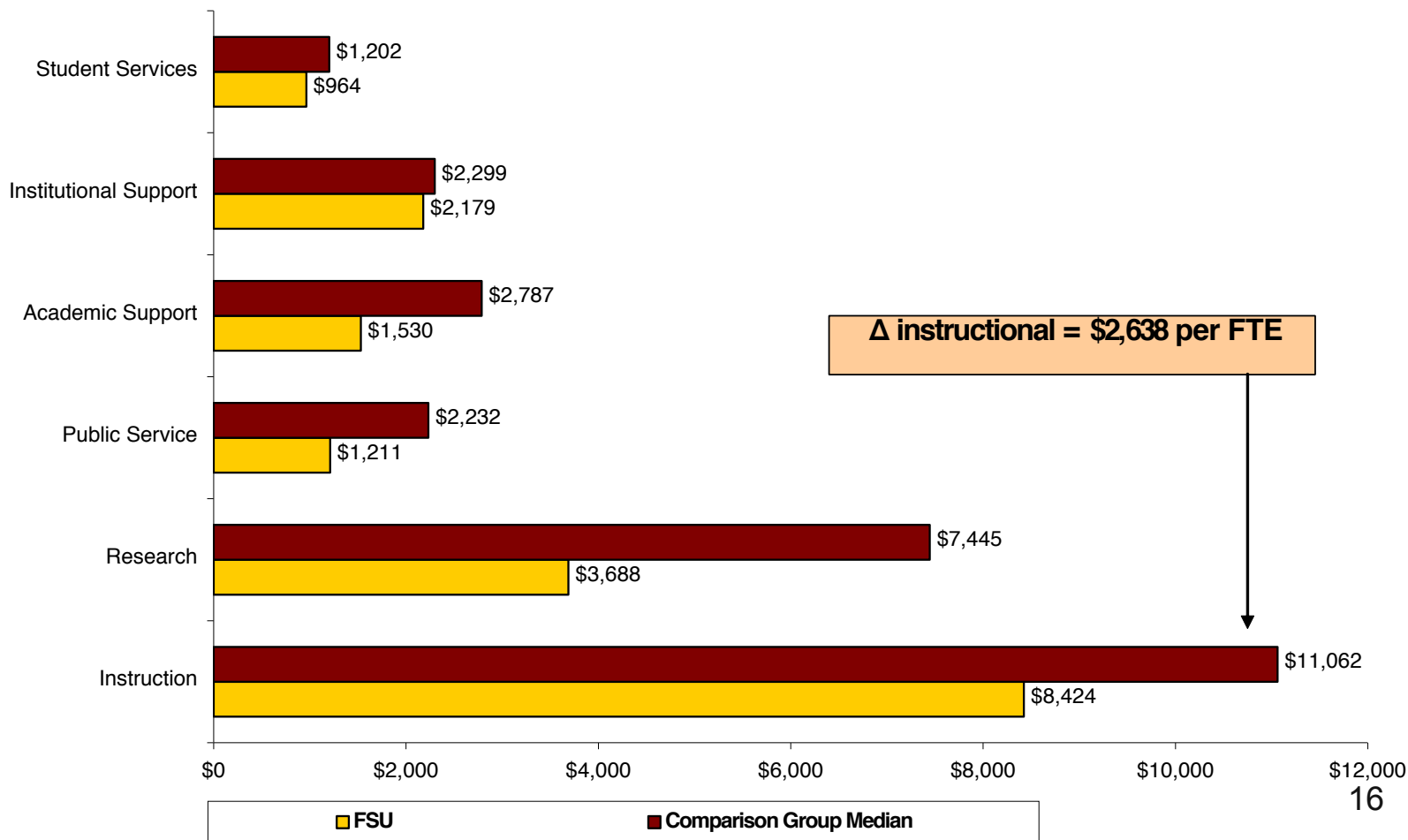
Tuition and Fees for Full-Time, FTIC, Undergraduates: AY 2007-2008





FSU Has Less To Spend Than Its Peers

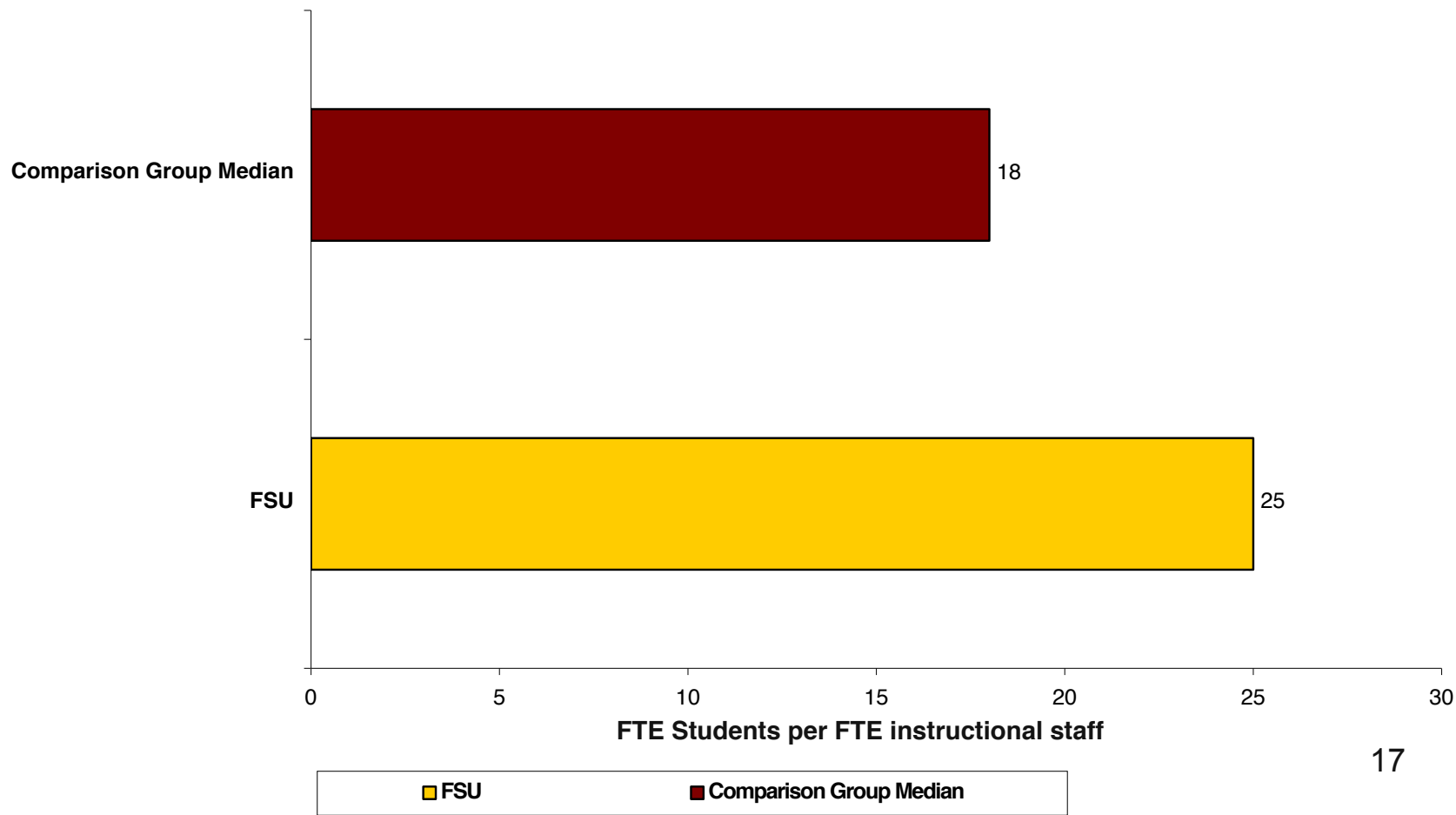
Core Expenses per FTE Enrollment, by Function: FY 2008





Fewer Faculty

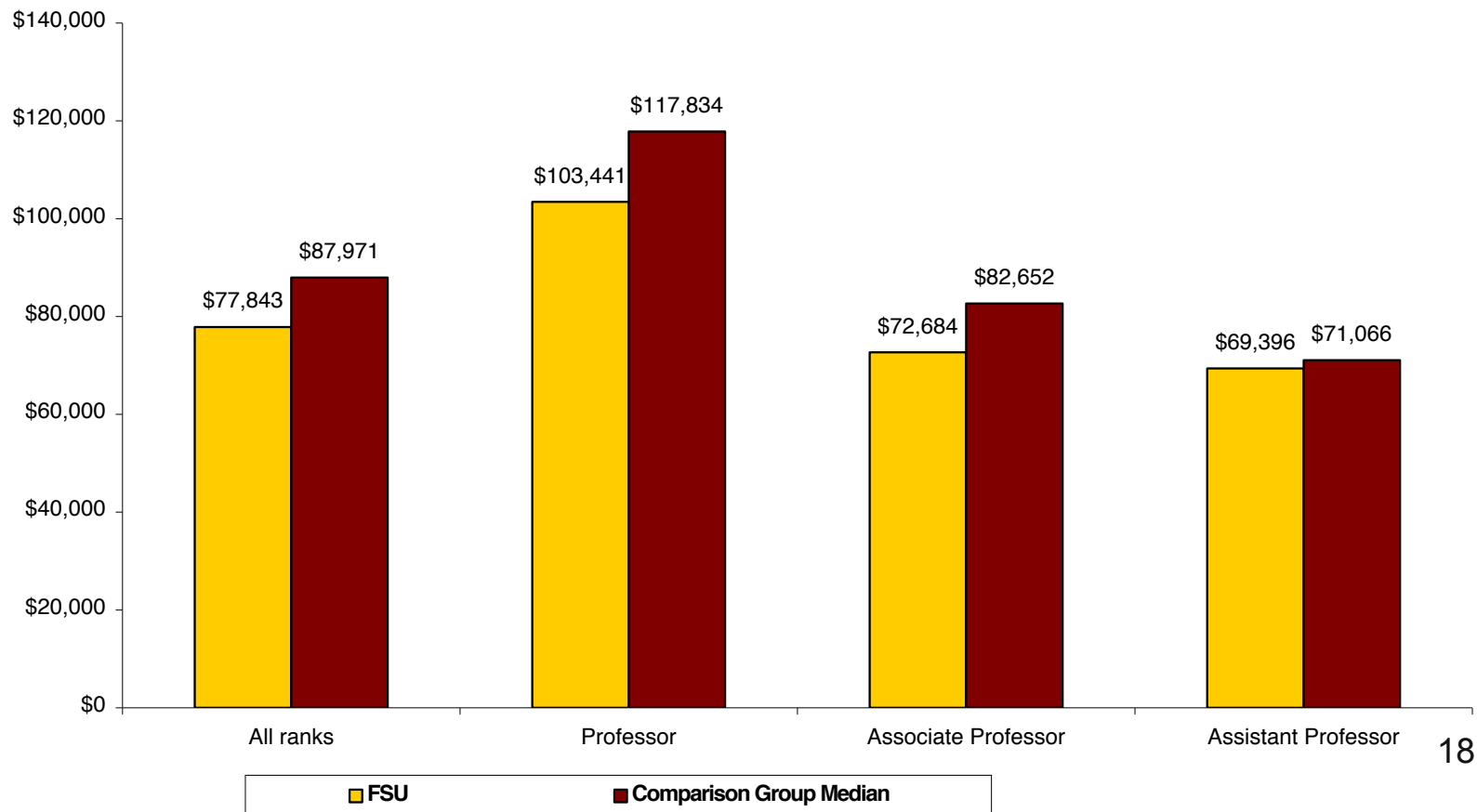
Student-to-Faculty
Ratio: Fall 2008





Salaries are a Recruiting and Retention Issue

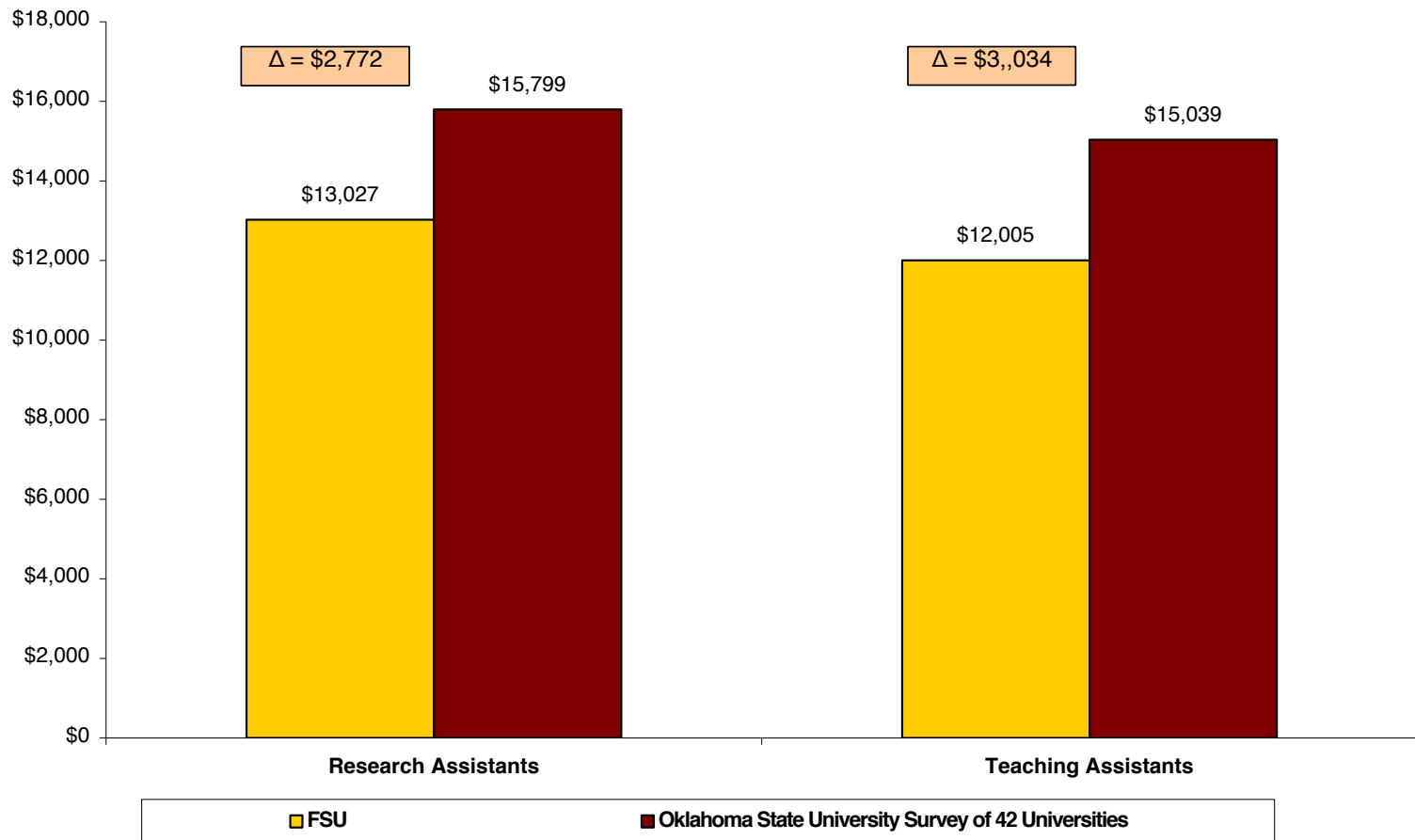
Average Salaries of Full-Time Instructional Staff Equated to 9-Month Contracts, by Academic Rank: AY 2008-2009





Graduate Student Stipend Recruiting Issues

Mean Graduate Student Stipends: 2008





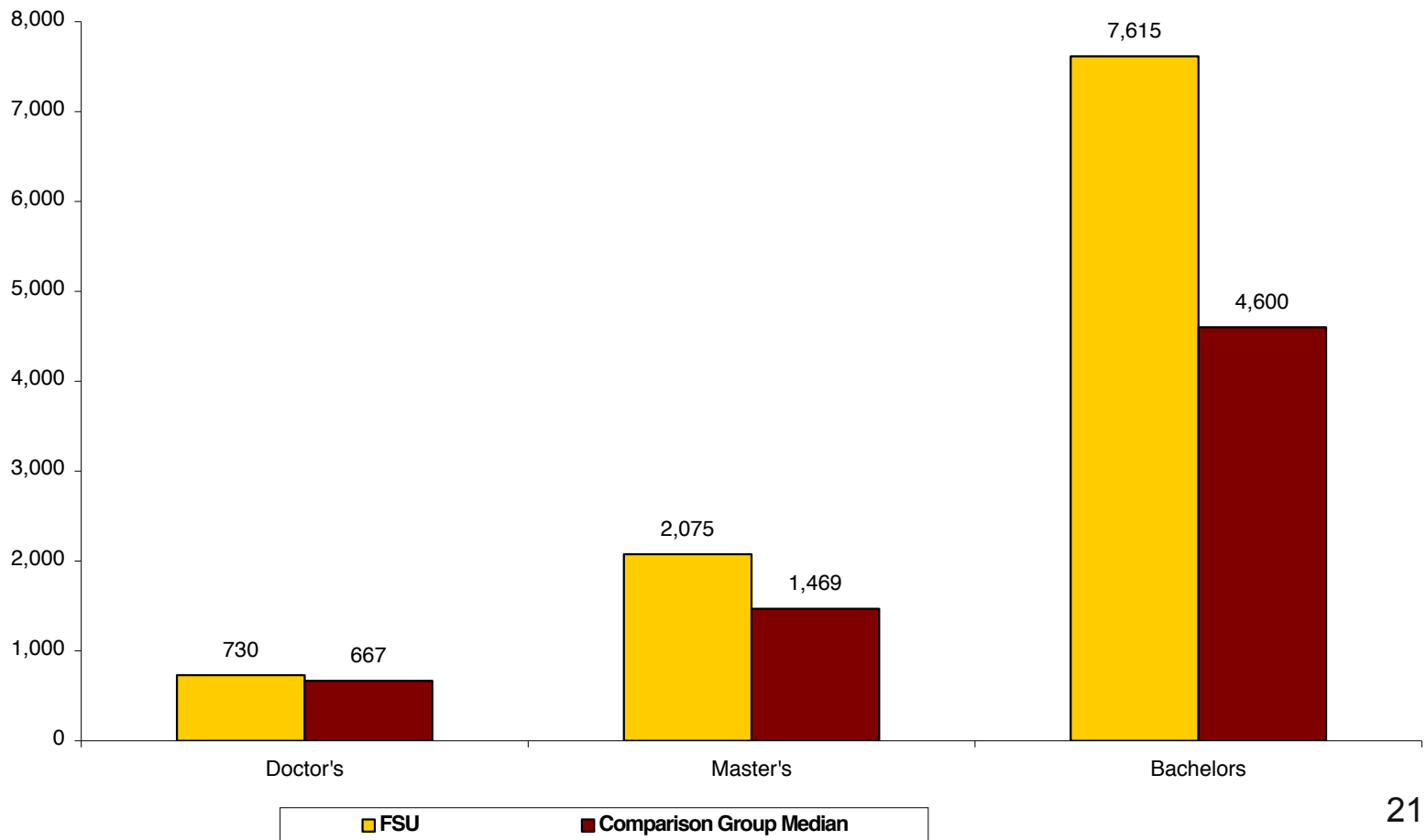
Nonetheless, Performance is Generally High

- Attracts Quality Undergraduate Students
- Obtains High Retention and Graduation Rates Among Undergraduates
- Maintains Substantial Degree Production
- Achieves Faculty Publication
- Attracts Quality Graduate Students
- Sustains a Pervasive **“Culture of Achievement”**



Degree Production is High

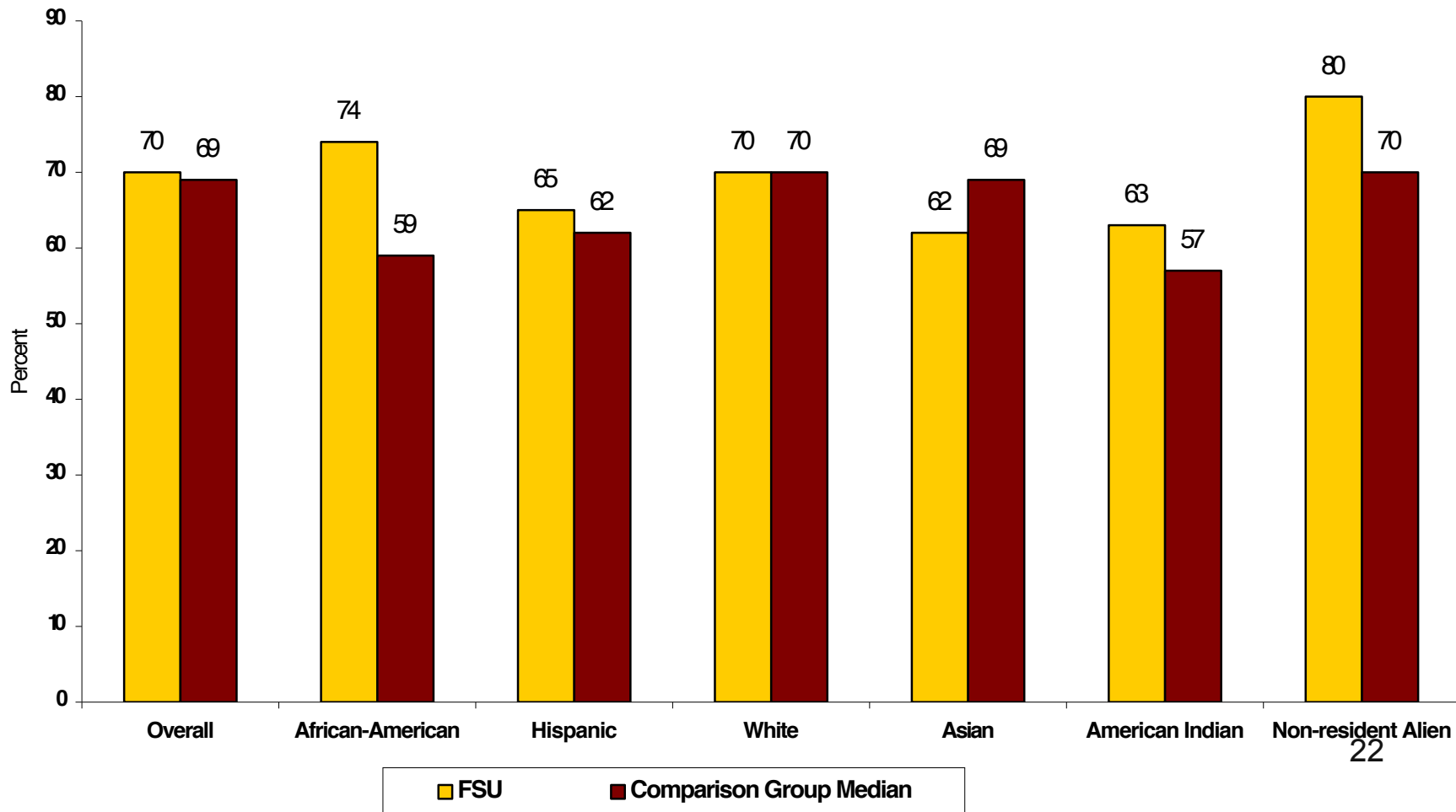
Number of Degrees Awarded, By Level: AY 2007-2008





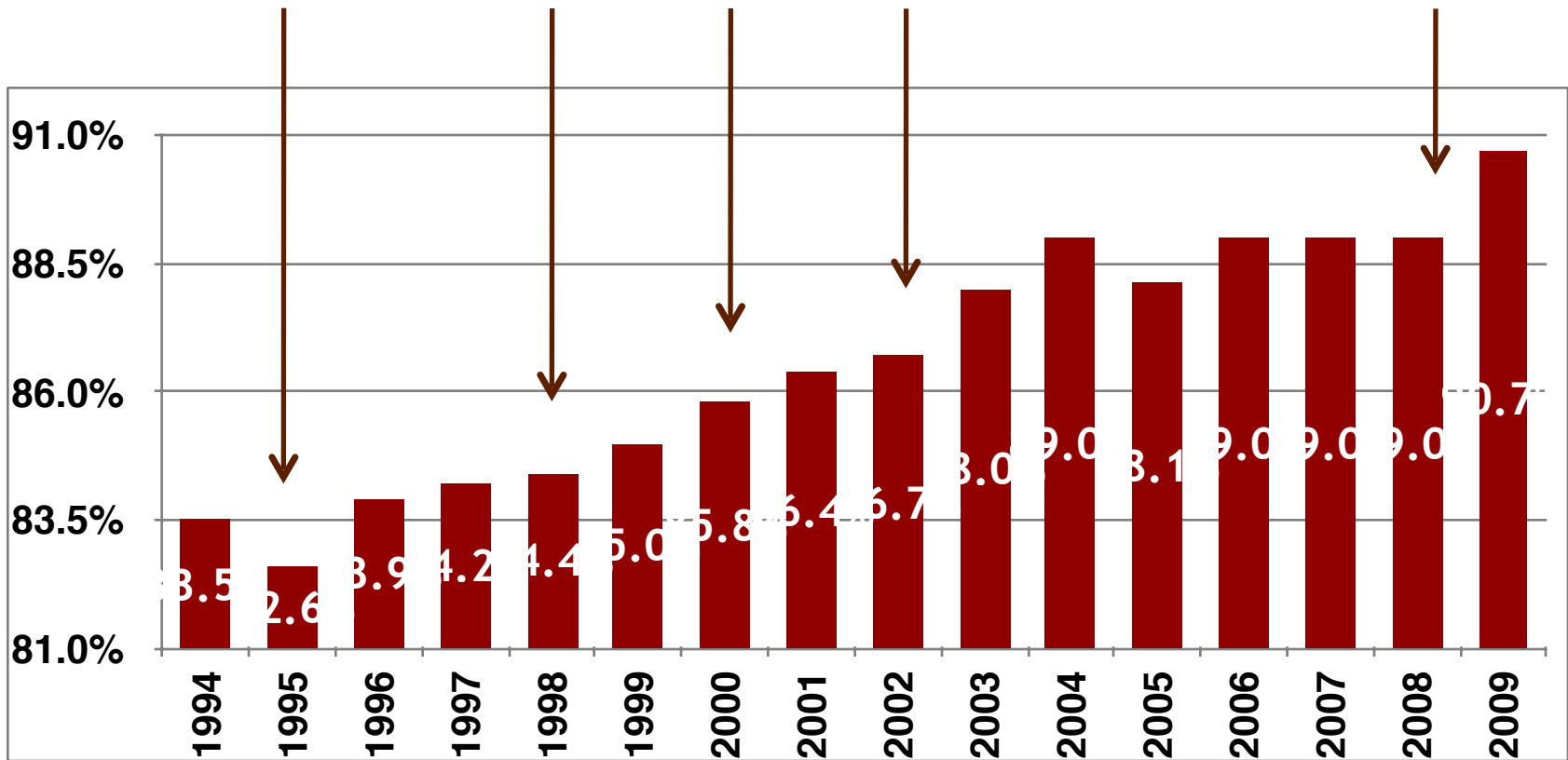
Retention & Graduation Rates have steadily improved

6-Year Graduation Rate for FTIC Students: By Race/Ethnicity of the 2002 Cohort





First Year Retention is at an All-time High



First Year Retention
(n~6300 First Time in College)



The Quality of Teaching is High—

80% of the faculty are rated Excellent or Very Good

Assessment Questions

1. Description of course objectives and assignments
2. Communication of ideas and information
3. Expression of expectations for performance in this class
4. Ability to assist students in or out of class
5. Respect and concern for students
6. Stimulation of interest in the course
7. Facilitation of learning
8. Overall assessment of instructor

Evaluation

	Excellent	Very Good	Good	Fair	Poor
1.	<input checked="" type="checkbox"/>	<input type="checkbox"/>	<input type="checkbox"/>	<input type="checkbox"/>	<input type="checkbox"/>
2.	<input checked="" type="checkbox"/>	<input type="checkbox"/>	<input type="checkbox"/>	<input type="checkbox"/>	<input type="checkbox"/>
3.	<input type="checkbox"/>	<input checked="" type="checkbox"/>	<input type="checkbox"/>	<input type="checkbox"/>	<input type="checkbox"/>
4.	<input checked="" type="checkbox"/>	<input type="checkbox"/>	<input type="checkbox"/>	<input type="checkbox"/>	<input type="checkbox"/>
5.	<input checked="" type="checkbox"/>	<input type="checkbox"/>	<input type="checkbox"/>	<input type="checkbox"/>	<input type="checkbox"/>
6.	<input type="checkbox"/>	<input checked="" type="checkbox"/>	<input type="checkbox"/>	<input type="checkbox"/>	<input type="checkbox"/>
7.	<input checked="" type="checkbox"/>	<input type="checkbox"/>	<input type="checkbox"/>	<input type="checkbox"/>	<input type="checkbox"/>
8.	<input checked="" type="checkbox"/>	<input type="checkbox"/>	<input type="checkbox"/>	<input type="checkbox"/>	<input type="checkbox"/>



Diversity in Graduate Student Degrees is High

- FSU Ranks 18th Nationally in the Number of Doctorates Awarded to African Americans
- Ranked a Top School for Hispanics in Law
- Ranked a Top School for Hispanics in Medicine



We have a Strong Record of Faculty Publications and Research Expenditures

PUBLICATIONS

- **7,243 publications** from 2004-2008

- **5,566 publications** from 1999-2003

- **4,987 publications** from 1994-1998

RESEARCH EXPENDITURES

- **\$206.6 million** in 2008

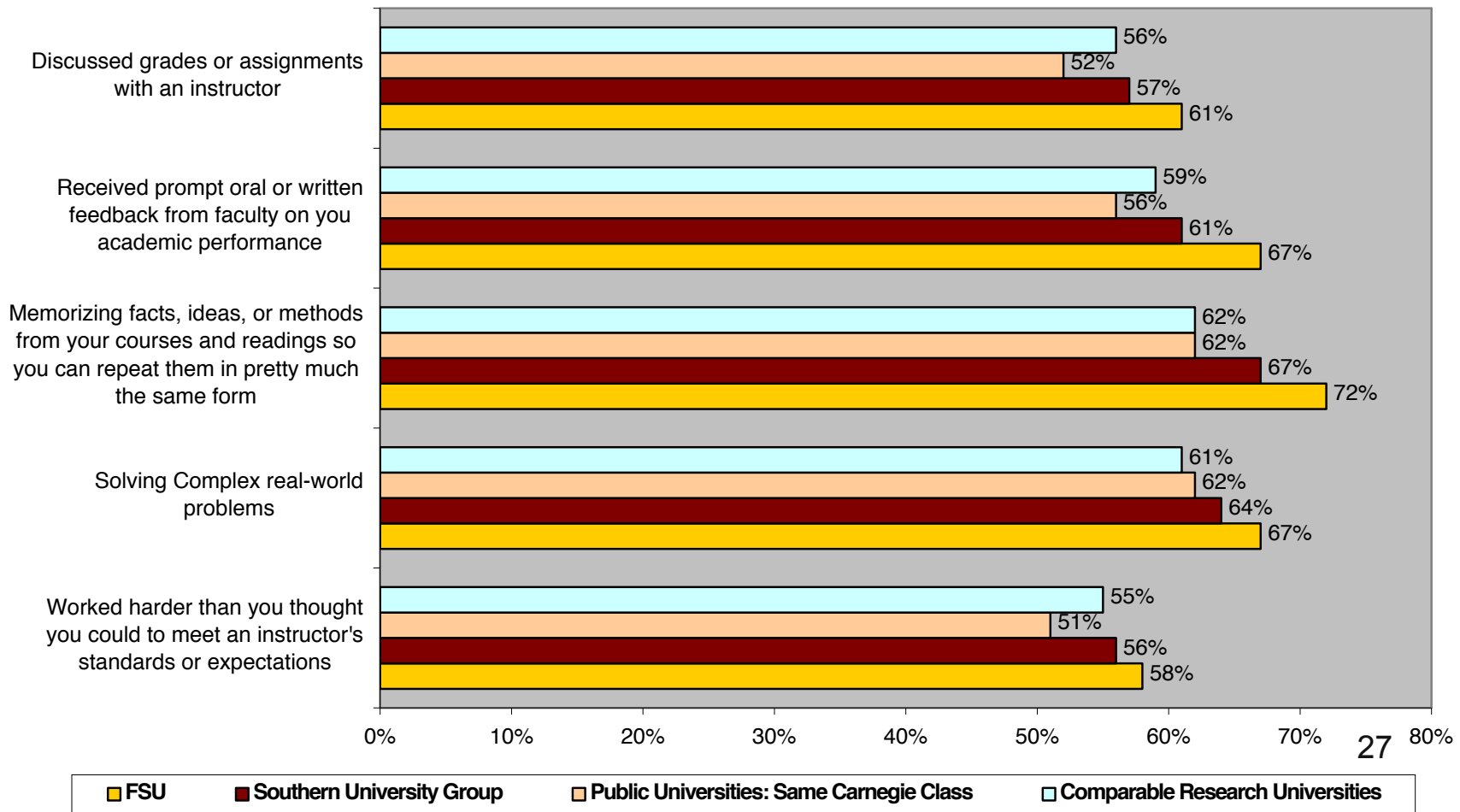
- **\$199.8 million** in 2007

- **\$191.4 million** in 2006



Success in a Number of Areas

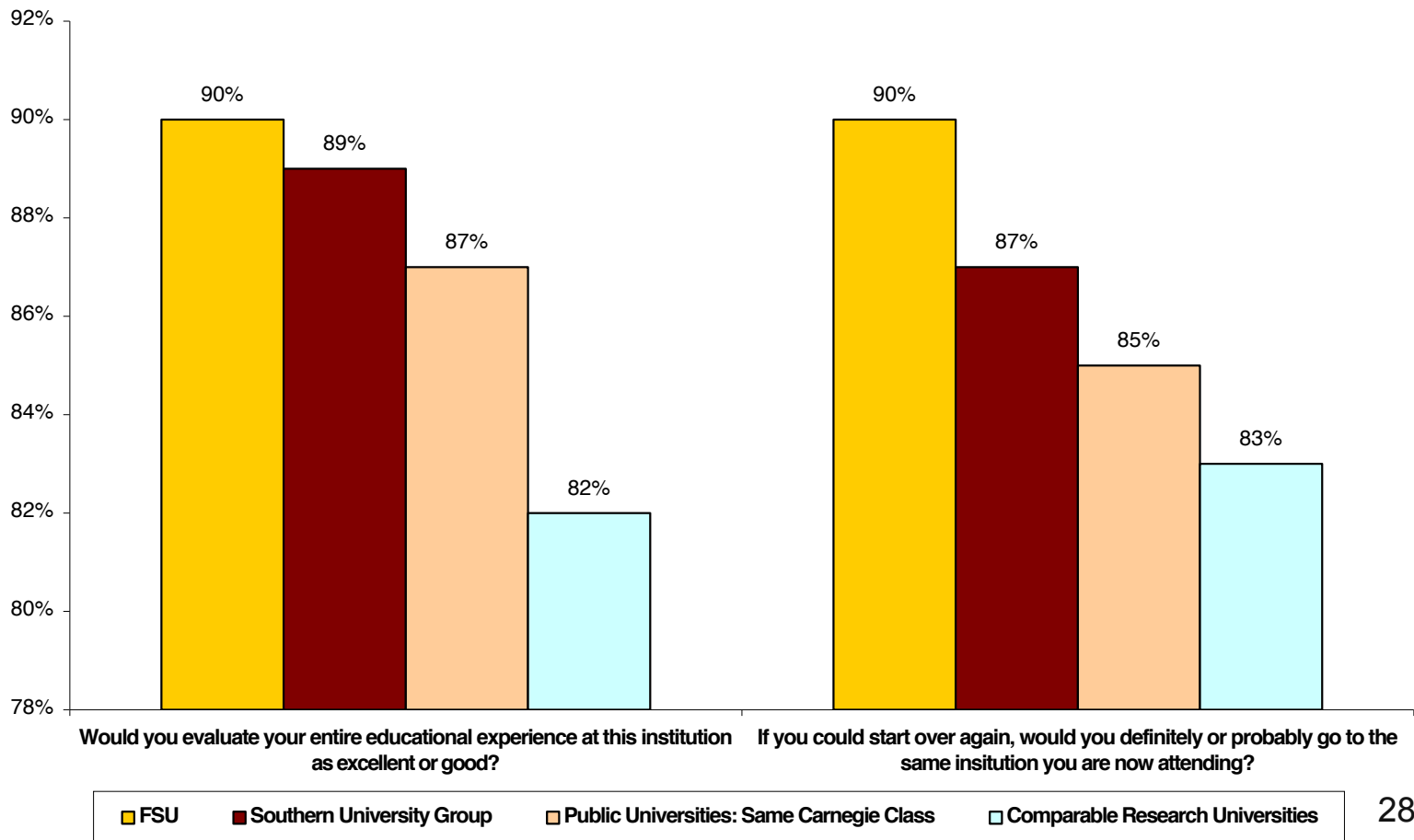
Areas Where FSU Outperforms Peer Groups: NSSE 2008





Overall Satisfaction Outpaces Peers

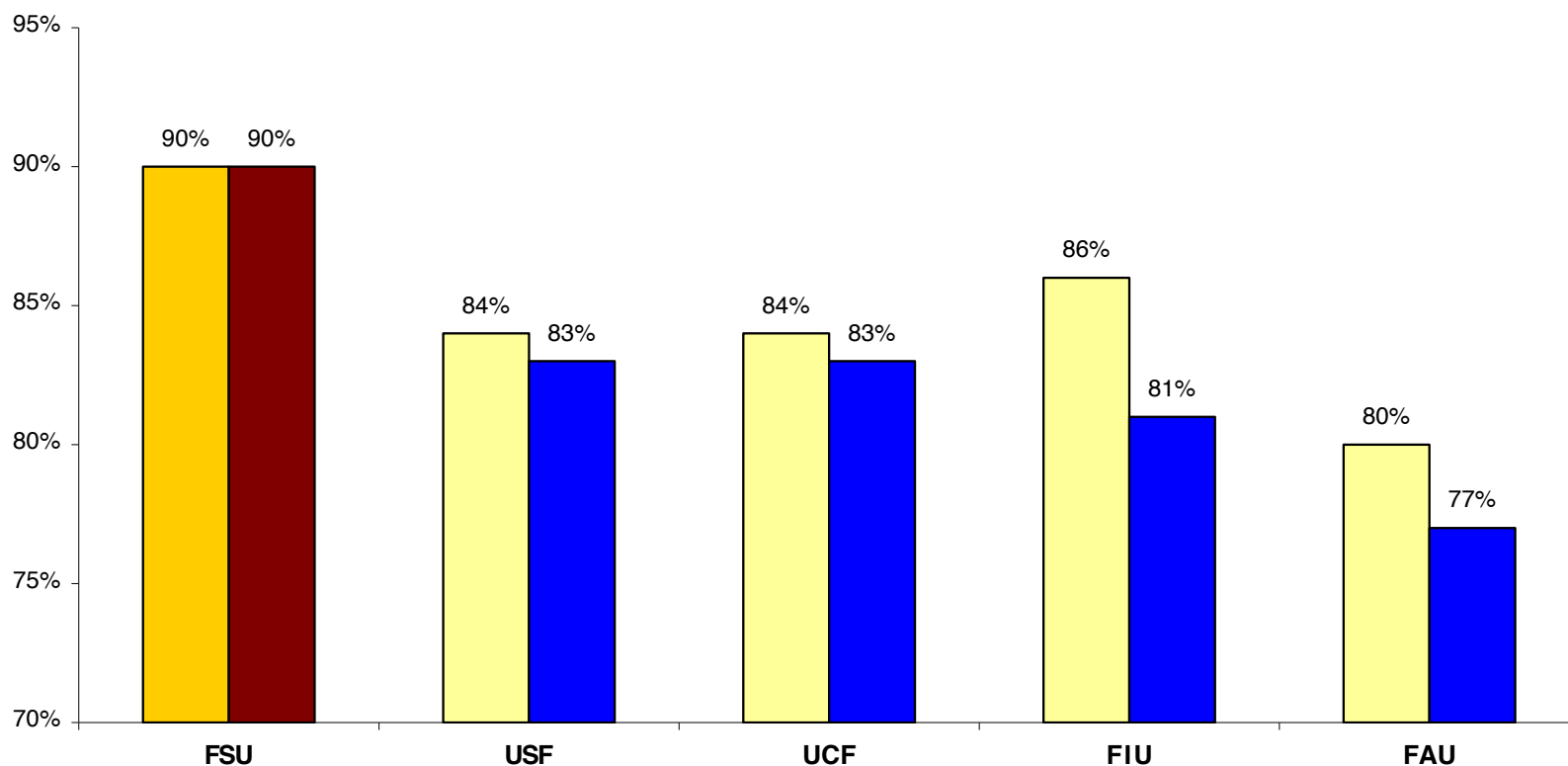
Overall Evaluation Among Seniors of FSU and Peers: NSSE 2008





Satisfaction in Florida

Overall Satisfaction Among Seniors, by Selected Florida Universities: NSSE 2008



■ Would you evaluate your entire educational experience at this institution as excellent or good?

■ If you could start over again, would you definitely or probably go to the same institution you are now attending?



Students Demonstrate Progress

The 2008 Collegiate Learning Assessment Results

1. Performance Task Results for First-time, Full-time Students

The increase in learning on the performance task is **ABOVE EXPECTED** at an institution with students of similar academic abilities.

Freshman Score: 1143

Senior Score: 1246

CLA score Range: 400 to no maximum score.

2. Analytic Writing Task Results for First-time, Full-time Students

The increase in learning on the analytic writing task is **ABOVE EXPECTED** at an institution with students of similar academic abilities.

Freshman Score: 1058

Senior Score: 1279

CLA score Range: 400 to no maximum score.

3. Make-An-Argument Task Results for First-Time Students

4. Critique-An-Argument Task Results for First-Time Students

The increase in learning on these tasks is **AT EXPECTED** at an institution with students of similar academic abilities.



Student Awards

(2005-2009)

- Three **RHODES SCHOLARS**
- Three **TRUMAN SCHOLARS**
- Three **GOLDWATER SCHOLARS**
- Thirteen **FULBRIGHT FELLOWS**
- One **UDALL SCHOLAR**
- Two **PICKERING SCHOLARS**
- One **ROTARY INTERNATIONAL SCHOLAR**
- Numerous other recognitions

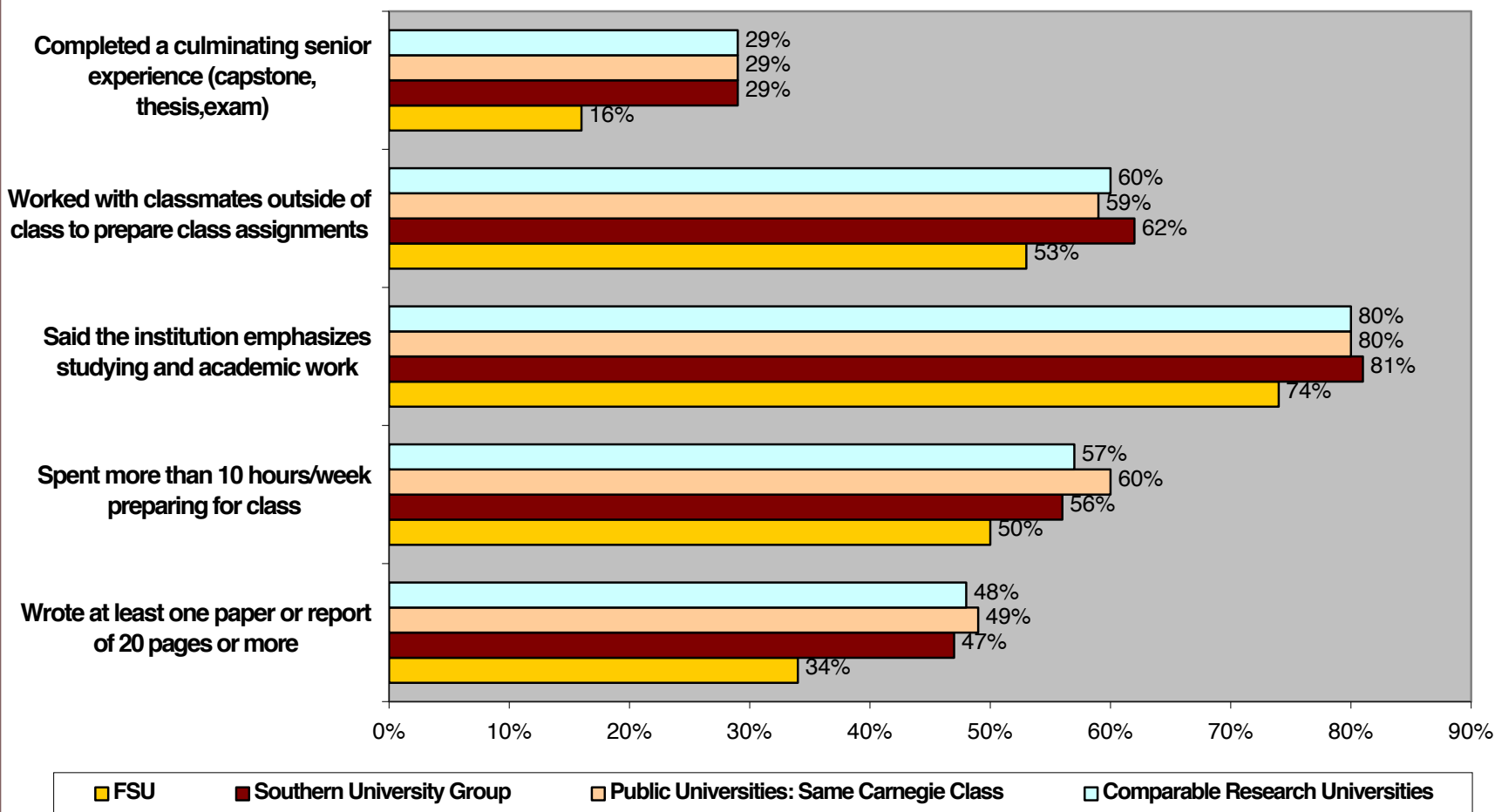


There are Areas that Need Improvement

- Some Will Require Additional Resources
 - Smaller Classes
 - More Classes
 - More Papers
 - More Research Opportunities
 - More Research Availability
- Others Will Not
 - Student Collaboration
 - Culture of Increased Effort



Areas Where FSU Performs Below Peer Groups: NSSE 2008





Reputation: US News and World Over Time

US News Rankings (Undergraduate)

Magazine Edition:	2006	2007	2008	2009	2010
Survey Year:	2005	2006	2007	2008	2009
Fall Stats	2004	2005	2006	2007	2008
Rank Among US Public Universities	52	53	54	50	48
Final Rank: Private & Public	109	110	112	102	102
Peer Assessment Rank	92	85	92	86	88
Financial Resources Rank	200	202	207	210	208
Graduate and Retention Rank	102	98	96	91	90
Student Selectivity Rank	77	115	120	99	84
Faculty Resources Rank	114	114	110	115	109
Alumni Giving Rank	90	50	50	43	45

Source: US News and World Report Best Colleges